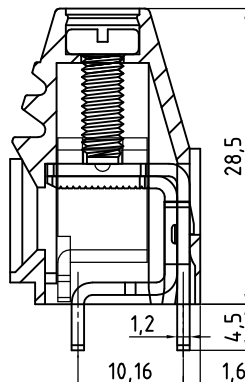
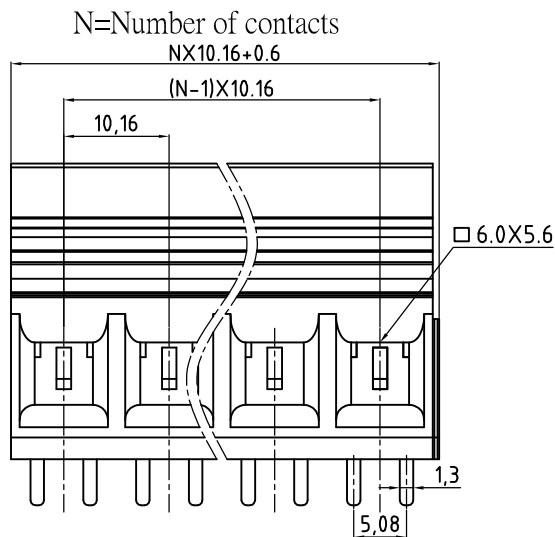
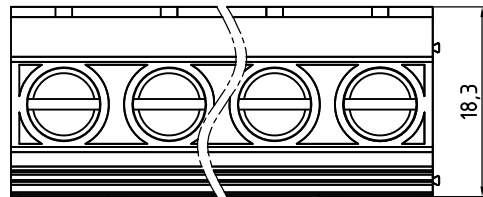
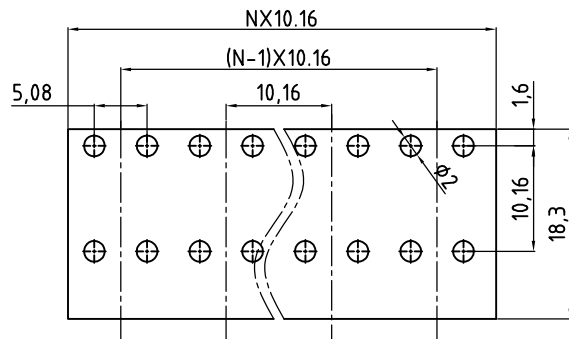


Transfer or duplication of this document as well as the utilisation or communication of its content are not permitted unless express consent is granted. Violations give rise to claims for damages. All rights reserved in case of patent, utility model or design patent registrations.



P.C.B. LAYOUT



Technical Data:

Electrical

- Pitch: 10.16mm
- Voltage rating: 300V
- Current rating: 64 Amps
- Contact resistance: 20mΩ(max)
- Withstanding Voltage: 2500VAC(1min) Test time=60sec/1pcs
- Wire range: 6-20AWG

Mechanical:

- Torque: 16.0kgf.cm/M4
- Operating temperature: -40°C to +105°C
- Soldering temperature
- Temperature= 250°C±10°C /5 seconds max
- Safety approval:
- RoHS Compliance

Part No.:

OSTVPXX6585

- No. of Poles
- 02 2 Poles
 - 03 3 Poles
 -
 - 24 24 Poles

- COLOR
- 0: Black
 - 2: Red
 - 3: Orange
 - 4: Yellow
 - 5: Green
 - 6: Blue
 - 8: Grey (Standard)

Nonstandard colors
Mins could apply

4	Screw	Steel / M4.0	Cr3+ plated	1xN	
3	Contact	Copper Alloy	Ni plated	1xN	
2	Terminal	Copper Alloy	Tin plated	2xN	
1	Body	PA66 UL94V-0		1	
ITEM	NAME OF PART	MATERIAL	NOTES	Q"TY	
DWG.	DATE	UNITS:	MM	SHEET: 1 OF 1	Tolerance
CHK.	DATE	SCALE:	NONE 2:1 (:)	REV.: A	X. ±0.50
APP.	DATE	TITLE:	OSTVP SERIES 10.16MM DOUBLE CONTACT 5.08 SOLDER PITCH WITH STEEL STAMPING CLAMP		X.X ±0.30
		PART NO.	OSTVPXX6585		X.XX ±0.10
		DWG NO.	OSTVPXX6585.DWG		X° ±1°

REV	△	DESCRIPTION	CHK.	DATE
-----	---	-------------	------	------



ON-SHORE TECHNOLOGY, INC.