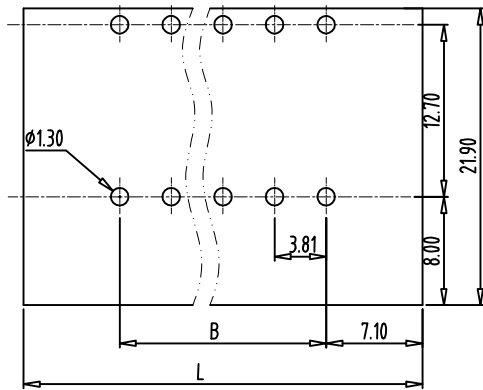
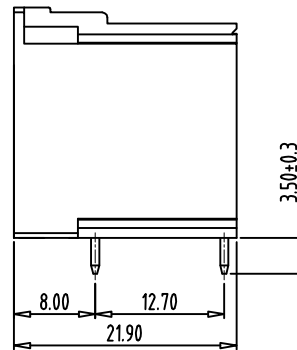
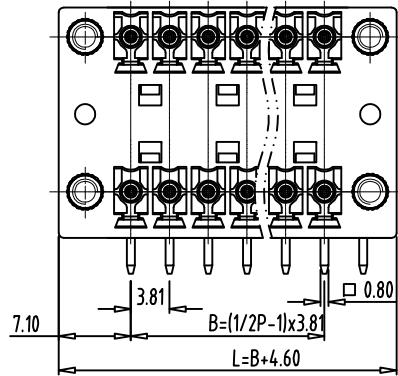


Transfer or duplication of this document as well as the utilisation or communication of its content are not permitted unless express consent is granted. Violations give rise to claims for damages. All rights reserved in case of patent, utility model or design patent registrations.



PCB LAYOUT

Technical data

- 1.Nominal voltage: 300V/10A
PITCH:3.81mm
- 2.Insulation Withstanding Voltage:
AC 2000V/MIN
- 3.Insulation Resistance:
500MΩ or more at DC500V
- 4.Operating temperature range:-40°C ~ 115°C
- 5.Soldering temperature range:250°C±10°C/5sec
- 6.Safety approval:
- 7.RoHS Compliance
- 8.Undimensioned Tolerances:

Dim.L=(1/2P-1)x3.81+4.6		
Dim.B=(1/2P-1)x3.81		
P= number of poles 4-48P		
	Dim B	Dim L
0-30mm	±0.15	±0.20
over 30mm-60mm	±0.20	±0.25
over 60mm-90mm	±0.25	±0.30
over 90mm	±0.30	±0.40

Part No.:

OSTVLXX3251

- | | |
|--------------|---------------------|
| No. of Poles | COLOR |
| 02 2 Poles | 0: Black |
| 03 3 Poles | 2: Red |
| | 3: Orange |
| 24 24 Poles | 4: Yellow |
| | 5: Green (Standard) |
| | 6: Blue |
| | 8: Grey |
- Nonstandard colors
Mins could apply

5	FLANGE NUT	BRASS		4	
4	Short PIN	BRASS	TIN PLATED	1/2P	
3	Long PIN	BRASS	TIN PLATED	1/2P	
2	COVER	PA66 UL94V-0		1	
1	BODY	PA66 UL94V-0		1	
ITEM	NAME OF PART	MATERIAL	NOTES	Q"TY	
DWG	Marvin Zhang	DATE 2016.05.21	UNITS: MM	SHEET: 1 OF 1	Tolerance
CHK.	Marvin Zhang	DATE 2017.10.24	SCALE: NONE 3:1 (:)	REV: B	X. ±0.50
APP.		DATE	TITLE: OSTVL 3.81 Series		X.X ±0.30
			W/F type Right-Angle (90D)		X.XX ±0.10
			PART NO. OSTVLXX3251		X* ±1°
			DWG NO. OSTVLXX3251.dwg		

	REV B		2020.06.24	
SIGN	DESCRIPTION	CHK.	DATE	



ON-SHORE TECHNOLOGY, INC.