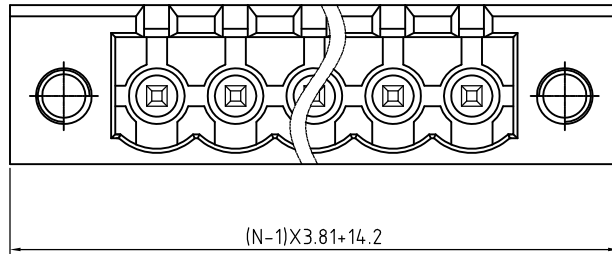
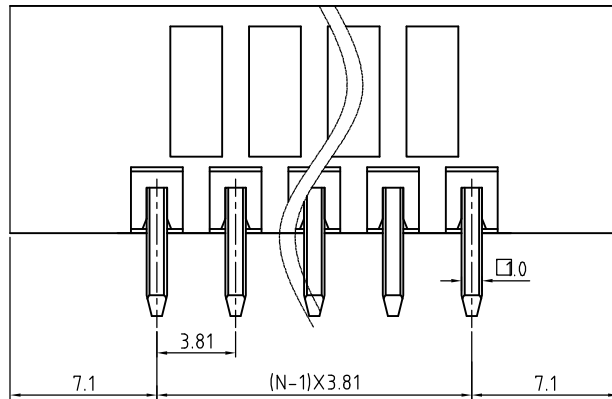


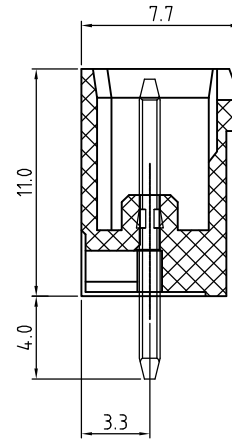
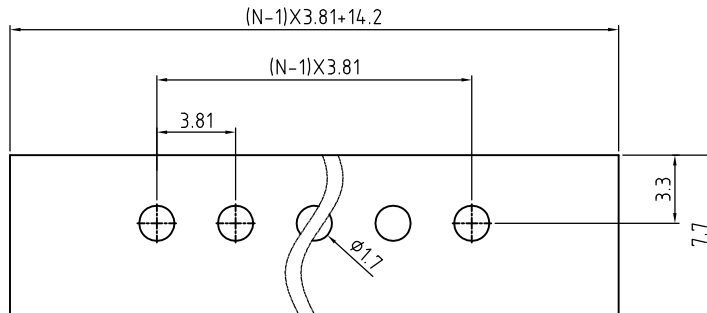
Transfer or duplication of this document as well as the utilisation or communication of its content are not permitted unless express consent is granted. Violations give rise to claims for damages. All rights reserved in case of patent, utility model or design patent registrations.



N=Number of contacts



PCB. LAYOUT



Technical Data:  
 Electrical  
 Pitch: 3.81mm  
 Voltage rating: 300V  
 Current rating: 12 Amps  
 Withstanding Voltage: 2500VAC(1min)  
 Mechanical:  
 Operating temperature: -40°C to +105°C  
 Soldering temperature  
 Temperature= 250°C±10°C /5 seconds max  
 Safety approval:   
 RoHS Compliance

Part No.:

**OSTVEXX3250**

No. of Poles	COLOR
02 2 Poles	0: Black
03 3 Poles	2: Red
...	3: Orange
24 24 Poles	4: Yellow
	5: Green (Standard)
Nonstandard colors	6: Blue
Mins could apply	8: Grey

3	Flange nut	Copper Alloy		2
2	Pin	Copper Alloy	Tin plated	1xN
1	Body	PA66-30%GF UL94V		1
ITEM	NAME OF PART	MATERIAL	NOTES	Q'TY
DWG.	DATE	UNITS:	MM	SHEET: 1 OF 1
CHK.	DATE	SCALE:	NONE 4:1 ( : )	REV.: A
APP.	DATE	TITLE:	OSTVE SERIES 3.81MM WITH FLANGE VERTICAL	
		PART NO.	OSTVEXX3250	
		DWG NO.	OSTVEXX3250.DWG	

REV	△	DESCRIPTION	CHK.	DATE



ON-SHORE TECHNOLOGY, INC.

X.	±0.50
X.X	±0.30
X.XX	±0.10
X°	±1°