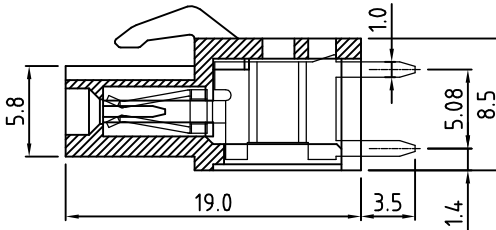
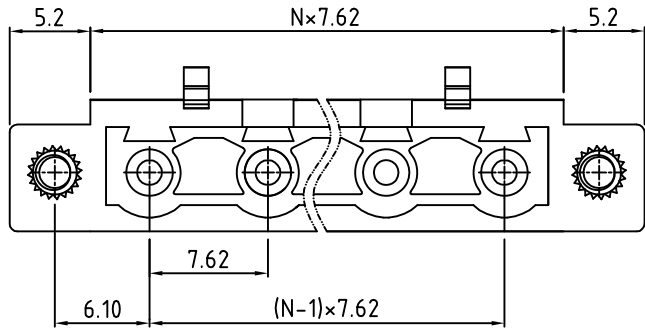
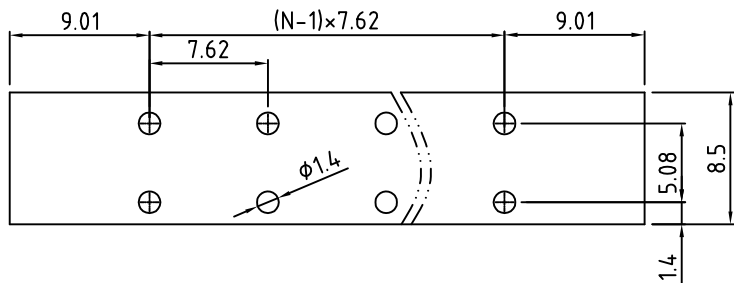


N=Number of contacts



P.C.B LAYOUT



Technical Data:

Electrical

Pitch: 7.62mm

Voltage rating: 300V

Current rating: 16 Amps

Withstanding Voltage: 2500VAC(1min) Test time=60sec/1pcs

Mechanical:

Operating temperature: -40°C to +105°C

Soldering temperature

Temperature= 250°C ± 10°C/ 5 seconds max

Safety approval:

RoHS Compliance

Part No.:

OSTV7XX0250

No. of Poles
 02 2 Poles
 03 3 Poles

 24 24 Poles

COLOR

0: Black
 2: Red
 3: Orange
 4: Yellow
 5: Green (Standard)
 6: Blue
 8: Grey

Nonstandard colors
 Mins could apply

4	Flange nut	Copper Alloy			2
3	Contact	Copper Alloy	Tin plated		1xN
2	Cover	PA66 UL94V-0			1
1	Body	PA66 UL94V-0			1
ITEM	NAME OF PART	MATERIAL	NOTES		Q"TY
DWG.	DATE	UNITS:	MM	SHEET: 1 OF 1	Tolerance
CHK.	DATE	SCALE:	NONE 3:1	REV.: A	X. ±0.50
APP.	DATE	TITLE:	OSTV7 SERIES 7.62MM WITH FLANGE 180° VERTICAL		X.XX ±0.30
		PART NO.	OSTV7XX0250		X° ±1°
		DWG NO.	OSTV7XX0250.DWG		

REV	△	SIGN	DESCRIPTION	CHK.	DATE



ON-SHORE TECHNOLOGY, INC.

Transfer or duplication of this document as well as the utilisation or communication of its content are not permitted unless express consent is granted. Violations give rise to claims for damages. All rights reserved in case of patent, utility model or design patent registrations.