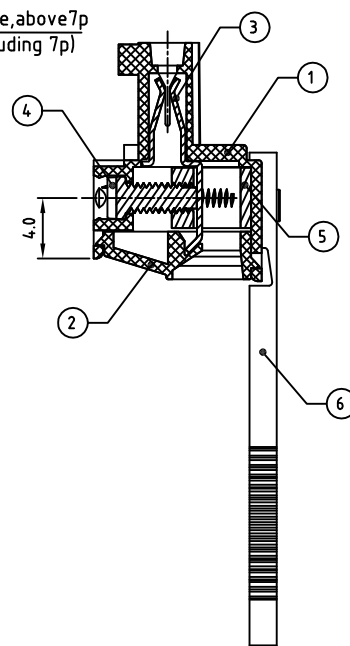
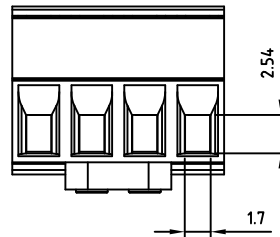
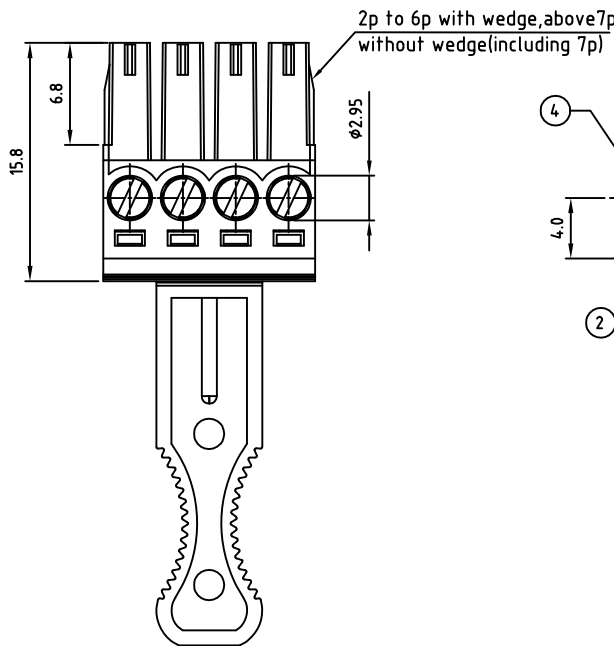
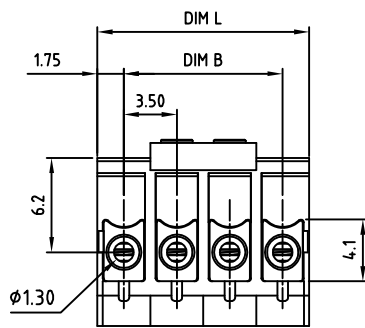
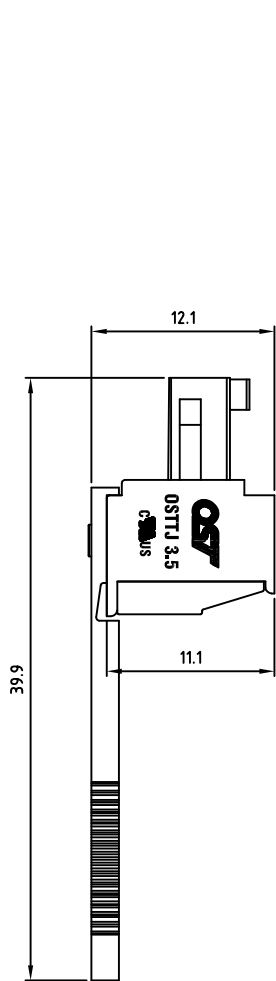


Transfer or duplication of this document as well as the utilisation or communication of its content are not permitted unless express consent is granted. Violations give rise to claims for damages. All rights reserved in case of patent, utility model or design patent registrations.



Body pole 产品位数	handle pole 搭配手柄位数
2p, 4p	2p
3p, 5p, 7p	3p
6p, 8p	4p
9p, 11p, 13p	5p
10p, 12p, 14p	6p
15p, 17p, 19p	7p
16p, 18p, 20p	8p
21p, 23p	9p
22p, 24p	10p

- Technical data**
- Nominal voltage: 300V/8A
PITCH: 3.5mm
 - Connection capacity:
AWG 30-16
 - Insulation Withstanding Voltage:
AC 1600V/MIN
 - Insulation Resistance:
1000MΩ or more at DC500V
 - Tightening torque:
2.3kgf.cm (0.23N.m)
 - Screw thread: M2
 - Stripping length: 6-7mm
 - Operating temperature range: -40°C ~ 115°C
 - Undimensioned Tolerances:

	Dim B	Dim L
Dim.L=Px3.5		
Dim.B=(P-1)x3.5		
P= number of poles		
0-30mm	±0.15	±0.20
over 30mm-60mm	±0.20	±0.25
over 60mm-90mm	±0.25	±0.30
over 90mm	±0.30	±0.40

- Safety approval:
- RoHS Compliance

Part No.:

OSTTJXX1154

No. of Poles	COLOR
02 2 Poles	0: Black
03 3 Poles	2: Red
...	3: Orange
24 24 Poles	4: Yellow
	5: Green (Standard)
Nonstandard colors	6: Blue
Mins could apply	8: Grey

ITEM	NAME OF PART	MATERIAL	NOTES	Q'TY
6	HANDLE	PA66 UL94V-0	ALL COLOR	1
5	CAGE	BRASS	M2.0x0.4, Ni PLATED	P
4	SCREW	STEEL	M2.0x0.4, Zn Plated	P
3	WIRE GUARD	BRONZE (PhPz)	TIN PLATED	P
2	COVER	PA66 UL94V-0	ALL COLOR	1
1	BODY	PA66 UL94V-0	ALL COLOR	1

DWG	WF. Zhang	DATE	2017.08.31	UNITS:	MM	SHEET:	1 OF 1	Tolerance
CHK.	WF. Zhang	DATE	2017.08.31	SCALE:	NONE 2.5:1 (:)	REV.:	A	X. ±0.50
APP.		DATE		TITLE:	OSTTJ 3.5 Series " " slot type W/handle			X.XX ±0.30
				PART NO.	OSTTJ XX1154			X* ±1°
				DWG NO.	OSTTJ XX1154.dwg			

SIGN	DESCRIPTION	CHK.	DATE



ON-SHORE TECHNOLOGY, INC.