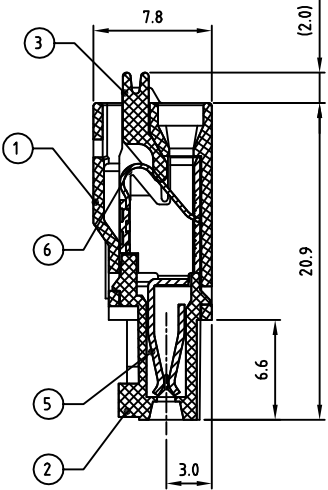
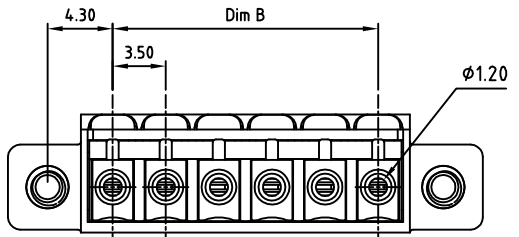
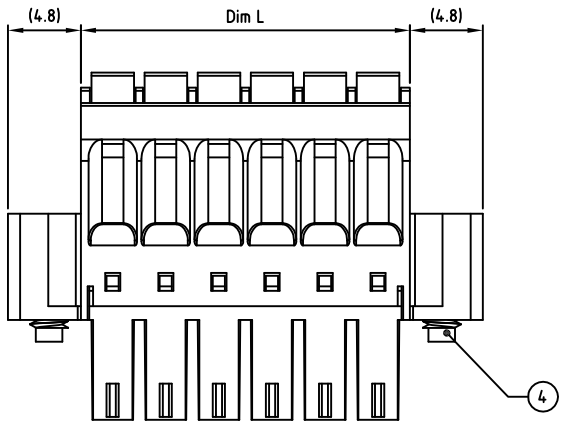
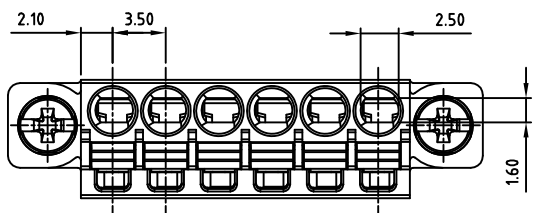


Transfer or duplication of this document as well as the utilisation or communication of its content are not permitted unless express consent is granted. Violations give rise to claims for damages. All rights reserved in case of patent, utility model or design patent registrations.



Technical data

- 1.Nominal voltage: 150V/8A
PITCH:3.5mm
- 2.Connection capacity:
AWG 24-16
- 3.Insulation Withstanding Voltage:
AC 1300V/MIN
- 4.Insulation Resistance:
1000M Ω or more at DC500V
- 5.Stripping length: 9-10mm
- 6.Operating temperature range:-40°C ~ 115°C
- 7.Undimensioned Tolerances:

Dim.L=(P-1)x3.5+4.2		
Dim.B=(P-1)x3.5		
P= number of poles		
	Dim B	Dim L
0-30mm	± 0.15	± 0.20
over 30mm-60mm	± 0.20	± 0.25
over 60mm-90mm	± 0.25	± 0.30
over 90mm	± 0.30	± 0.40

- 8.Safety approval:
- 9.RoHS Compliance

Part No.: **OSTKDXX1051**

No. of Poles	COLOR
02 2 Poles	0: Black
03 3 Poles	2: Red
...	3: Orange
24 24 Poles	4: Yellow
	5: Green (Standard)
Nonstandard colors	6: Blue
Mins could apply	8: Grey

6	WIRE GUARD	Stainless steel		P
5	CONTACT	BRONZE (PhBz)	TIN PLATED	P
4	FLANGE	STEEL C1018	PLATED ZN	2
3	LEVEL	PBT UL94V-0	ORANGE	P
2	COVER	PA66 UL94V-0	ALL COLOR	1
1	BODY	PA66 UL94V-0	ALL COLOR	1
ITEM	NAME OF PART	MATERIAL	NOTES	Q'TY
DWG.	WF. Zhang	DATE	2016.09.14	UNITS: MM SHEET: 1 OF 1 Tolerance
CHK.	WF. Zhang	DATE	2016.09.14	SCALE: NONE 3:1 (:) REV.: A
APP.		DATE		TITLE: OSTKD 3.5 Series with Screw flange type
				PART NO. OSTKDXX1051
				DWG NO. OSTKDXX1051.dwg

	SIGN	DESCRIPTION	CHK.	DATE
--	------	-------------	------	------

ON-SHORE TECHNOLOGY, INC.