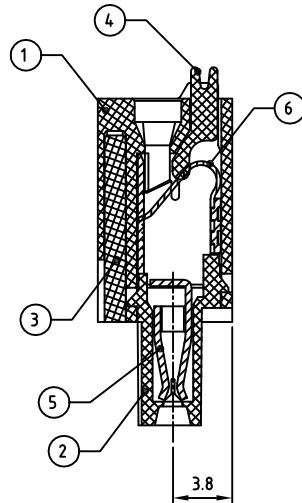
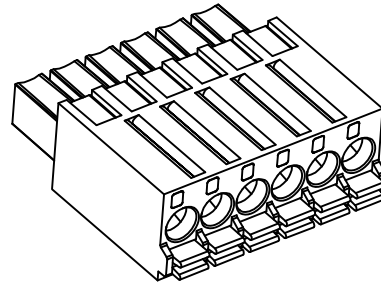
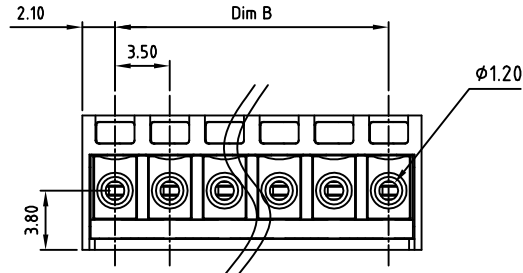
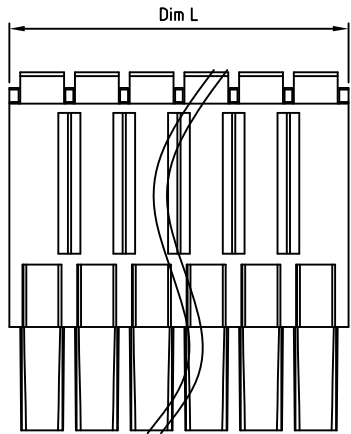
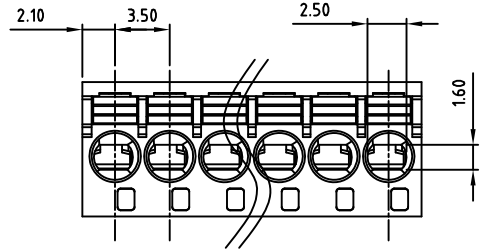
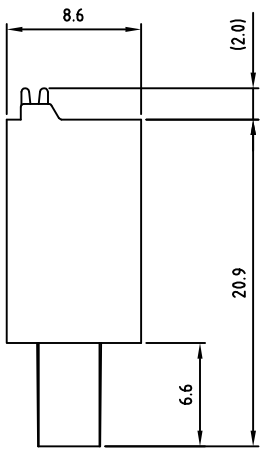


Transfer or duplication of this document as well as the utilisation or communication of its content are not permitted unless express consent is granted. Violations give rise to claims for damages. All rights reserved in case of patent, utility model or design patent registrations.



**Technical data**

- 1.Nominal voltage: 300V/8A  
PITCH:3.5mm
- 2.Connection capacity:  
AWG 24-16
- 3.Insulation Withstanding Voltage:  
AC 1600V/MIN
- 4.Insulation Resistance:  
1000M $\Omega$  or more at DC500V
- 5.Stripping length: 9-10mm
- 6.Operating temperature range:-40°C ~ 115°C
- 7.Undimensioned Tolerances:

Dim.L=(P-1)x3.5+4.2		
Dim.B=(P-1)x3.5		
P= number of poles(02-24)		
0-30mm	±0.15	±0.20
over 30mm-60mm	±0.20	±0.25
over 60mm-90mm	±0.25	±0.30
over 90mm	±0.30	±0.40

- 8.Safety approval: Pending
- 9.RoHS Compliance

Part No.:

**OSTKDXX1050L**

- |              |                     |
|--------------|---------------------|
| No. of Poles | COLOR               |
| 02 2 Poles   | 0: Black            |
| 03 3 Poles   | 2: Red              |
| ...          | 3: Orange           |
| 24 24 Poles  | 4: Yellow           |
|              | 5: Green (Standard) |
|              | 6: Blue             |
|              | 8: Grey             |

Nonstandard colors  
Mins could apply

7									
6	WIRE GUARD	Stainless steel							P
5	CONTACT	BRONZE (PhBz)				TIN PLATED			P
4	LEVEL	PBT UL94V-0				ORANGE			P
3	Light guide	PC UL94V-0				TRANSPARENT			P
2	DOWN BODY	PA66 UL94V-0				ALL COLOR			1
1	UP BODY	PA66 UL94V-0				ALL COLOR			1
ITEM	NAME OF PART	MATERIAL	NOTES		Q"TY				
DWG	WF. Zhang	DATE	2018.04.19	UNITS:	MM	SHEET:	1 OF 1	Tolerance	
CHK.	WF. Zhang	DATE	2018.04.19	SCALE:	NONE 3:1 ( : )	REV:	A	X.	±0.50
APP.		DATE		TITLE:	OSTKD 3.5 Series W/o Screw flange Light guide type		X.XX	±0.30	
				PART NO.	OSTKDXX1050L		X*	±1°	
				DWG NO.	OSTKDXX1050L.dwg				

SIGN	DESCRIPTION	CHK.	DATE



ON-SHORE TECHNOLOGY, INC.