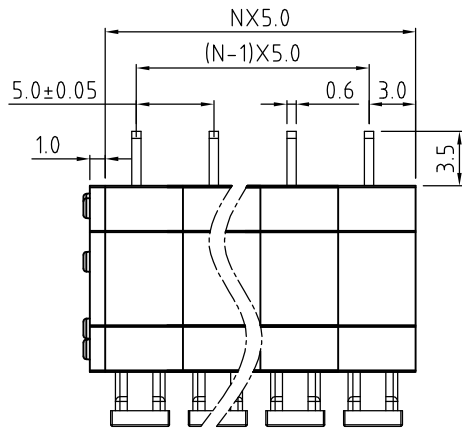
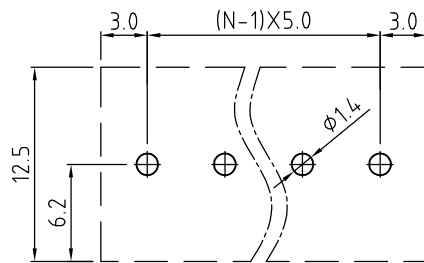
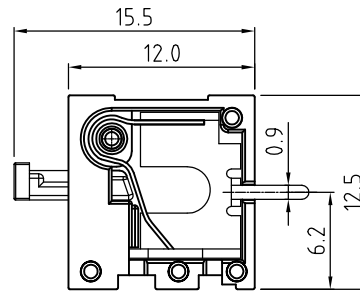
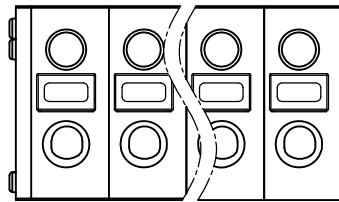


Transfer or duplication of this document as well as the utilisation or communication of its content are not permitted unless express consent is granted. Violations give rise to claims for damages. All rights reserved in case of patent, utility model or design patent registrations.



N=Number of contacts



P.C.B LAYOUT

Technical Data:

Electrical

- Pitch: 5.0MM
- Voltage rating: 300V
- Current rating: 10 Amps
- Contact resistance: 20mΩ(max)
- Withstanding Voltage: 2500VAC(1min) Test time=60sec/1pcs
- Wire Range:14-22AWG
- Wire strip length: 6-7MM

Mechanical:

- Operating temperature: -40°C to +105°C
- Soldering temperature:
 - Temperature= 250°C±10°C
 - 5 seconds max
- Safety approval:
- RoHS Compliance

Part No.:

OSTHXXX0080

- | | |
|---|--|
| No. of Poles
02 2 Poles
03 3 Poles
... ..
24 24 Poles | COLOR
0: Black
2: Red
3: Orange
4: Yellow
5: Green
6: Blue
8: Grey (Standard) |
|---|--|
- Nonstandard colors
Mins could apply

5	Terminal	Copper Alloy	Tin plated	1xN
4	Spring clamp	Stainless steel		1xN
3	Lever	PA66 UL94V-0		1xN
2	Cover	PA66 UL94V-0		1
1	Body	PA66 UL94V-0		1xN
ITEM	NAME OF PART	MATERIAL	NOTES	Q"TY
DWG.	DATE	UNITS: MM	SHEET: 1 OF 1	Tolerance
CHK.	DATE	SCALE: NONE 3:1 (:)	REV.: A	X. ±0.50
APP.	DATE	TITLE: OSTHX SERIES 5.0MM HORIZONTAL (180° WIRE INLET)		X.XX ±0.30
		PART NO. OSTHXXX0080		X° ±0.10
		DWG NO. OSTHXXX0080.DWG		X° ±1°

REV	△	DESCRIPTION	CHK.	DATE
-----	---	-------------	------	------



ON-SHORE TECHNOLOGY, INC.