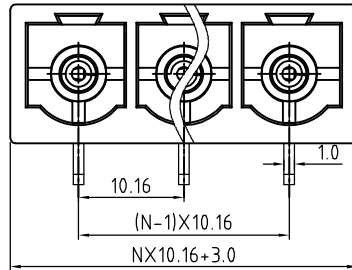
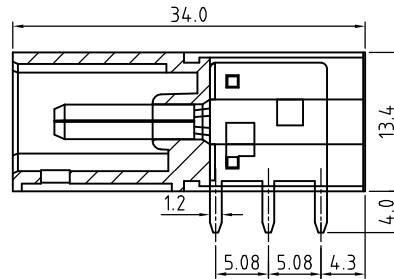
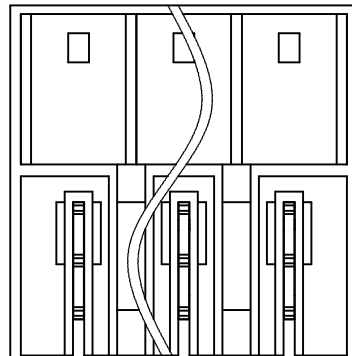


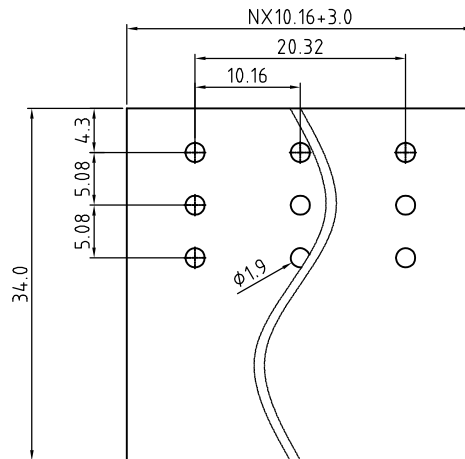
Transfer or duplication of this document as well as the utilisation or communication of its content are not permitted unless express consent is granted. Violations give rise to claims for damages. All rights reserved in case of patent, utility model or design patent registrations.



N=Number of contacts



P.C.B. LAYOUT



Technical Data:

Electrical

Pitch: 10.16mm

Voltage rating: 300V

Current rating: 60Amps

Withstanding Voltage: 2500VAC(1min) Test time=60sec/1pcs

Mechanical:

Operating temperature: -40°C to +105°C

Soldering temperature:

Temperature= 250°C±10°C

5 seconds max

Safety approval:

RoHS Compliance

Part No.:

OSTEWXX6152

No. of Poles

- 02 2 Poles
- 03 3 Poles
-
- 24 24 Poles

COLOR

- 0: Black
- 2: Red
- 3: Orange
- 4: Yellow
- 5: Green (Standard)
- 6: Blue
- 8: Grey

Nonstandard colors
Mins could apply

2	Terminal	Copper Alloy	Tin plated	1xN
1	Body	PA66-30%GF UL94V		1
ITEM	NAME OF PART	MATERIAL	NOTES	Q"TY
DWG	DATE	UNITS: MM	SHEET: 1 OF 1	Tolerance
CHK.	DATE	SCALE: NONE 2:1 (:)	REV.: A	X. ±0.50
APP.	DATE	TITLE: OSTEW SERIES 10.16MM RIGHT ANGLE PCB UP		X.XX ±0.30
		PART NO. OSTEWXX6152		X* ±1°
		DWG NO. OSTEWXX6152.DWG		⊙ ⚡

REV	△	DESCRIPTION	CHK.	DATE



ON-SHORE TECHNOLOGY, INC.