Transfer or duplication of this doucument as well as the utilisation or communication of its content are not permitted unless express consen is granted. Violations give rise to claims for damages. All rights reserved in case of patent, utility model or design patent registrations.

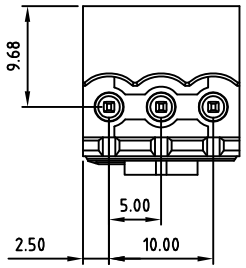

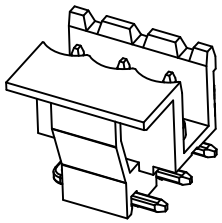

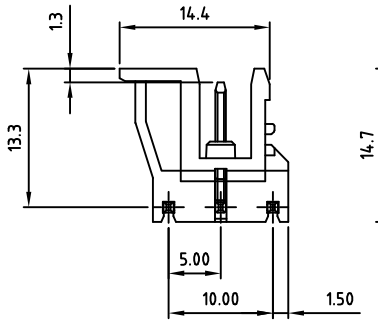

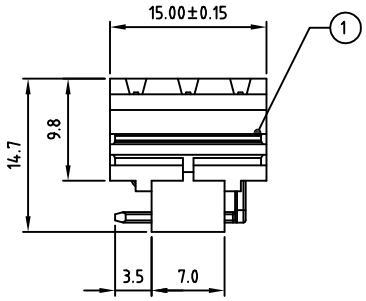

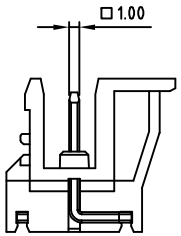

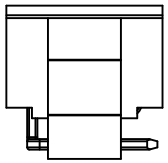

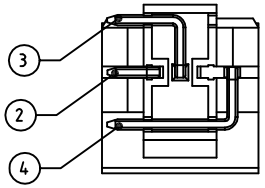

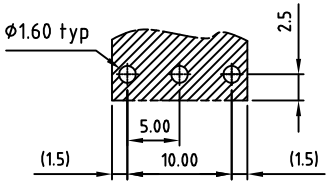

PCB LAYOUT

Technical data

1.Nominal voltage: 300V/15A
PITCH:5.00mm

2.Insulation Withstanding Voltage:
AC 1600V/MIN

3.Insulation Resistance:
1000MΩ or more at DC500V

4.Operating temperature range:-40°C ~ 115°C

5.Soldering temperature range:250°C±10°C/5sec

6.Safety approval:

7.RoHS Compliance

Part No.:

OSTEU037051

COLOR
0: Black
2: Red
3: Orange
4: Yellow
5: Green (Standard)
6: Blue
8: Grey

Nonstandard colors
Mins could apply

ITEM	NAME OF PART	MATERIAL	NOTES	Q"TY
				1
4	PIN-03	COPPER	TIN PLATED	1
3	PIN-02	COPPER	TIN PLATED	1
2	PIN-01	COPPER	TIN PLATED	1
1	BODY	PA66 UL94V-0		1

DWG.	Marvin Zhang	DATE	2017.10.16	UNITS:	MM	SHEET:	1 OF 1
CHK.	Marvin Zhang	DATE	2018.06.13	SCALE:	NONE 2:1 (:)	REV.: A	
APP.		DATE		TITLE:	OSTEU5.0 Series 3P Header "PCB on the Right"		
				PART NO.	OSTEU037051		
				DWG NO.	OSTEU037051.dwg		

Tolerance

X.	±0.50
X.X	±0.30
X.XX	±0.10
X°	±1°

SIGN	DESCRIPTION	CHK.	DATE
1			

ON-SHORE TECHNOLOGY, INC.