

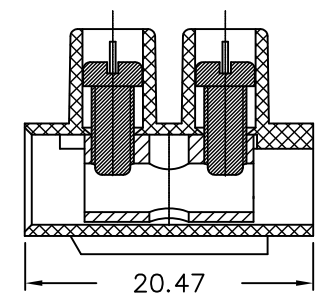
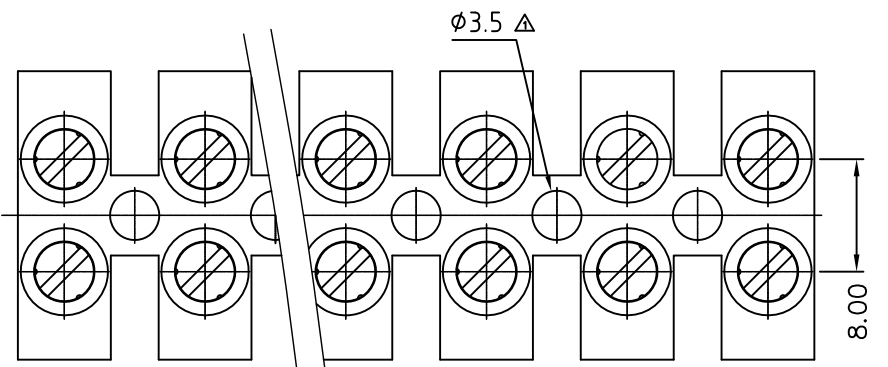
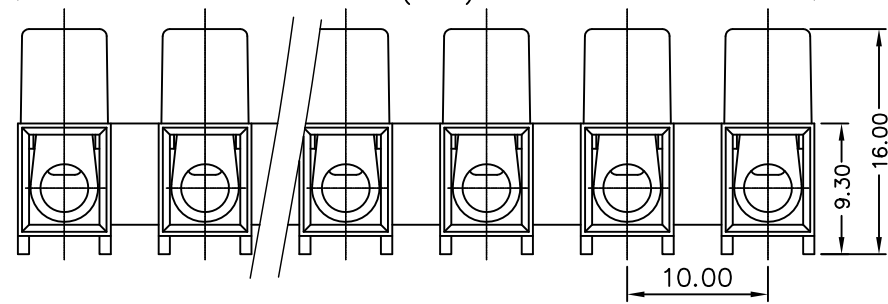
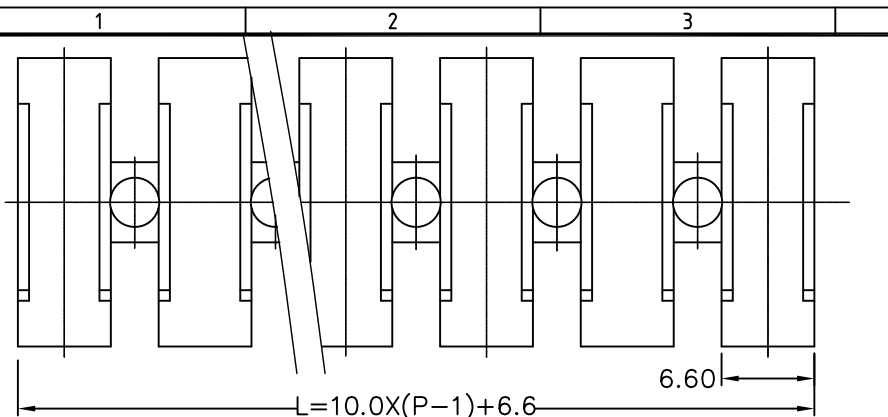


SIGN	DATE	DESCRIPTION	APPROVER
△	07.26.2012	Added mounting hole diameter	
<i>THIS IS CAD DRAWING, DO NOT REVISE MANUALLY!!!</i>			

- NOTES:
1. Rating: 300V 20A(UL)
  2. Insulation Withstanding Voltage: AC2000V/MIN
  3. Insulation Resistance:  $\geq 500M\Omega$  or more at DC500V
  4. Temperature Range:  $-33^{\circ}C/+105^{\circ}C$
  5. Screw Torque Value: 4.5 lbf-in(UL)
  6. Wire Range: 10-22AWG
  8. Housing: Nylon PA66 (UL-94V0)
  9. Screw M3.5, Steel, Zinc Plated
  10. Standard Color: Natural

Agency Approvals:  

RoHS Compliant



DIM	P	2	3	4	5	6	7	8	9	10	11	12
L		16.6	26.6	36.6	46.6	56.6	66.6	76.6	86.6	96.6	106.6	116.6
TOL (±)		0.08	0.12	0.16	0.20	0.24	0.28	0.32	0.36	0.40	0.44	0.48

THESE DRAWINGS AND SPECIFICATIONS ARE THE PROPERTY OF ON-SHORE TECHNOLOGY, INC. AND SHALL NOT BE REPRODUCED, COPIED OR USED IN ANY MANNER WITHOUT THE PRIOR WRITTEN CONSENT OF ON-SHORE TECHNOLOGY, INC.



TITLE		ES1000 Series - 10.0mm Euro Strip, flat base			
PART NO.	ES1000/XXFB (XX - number of poles per row)	DWG NO.	ES1000/XXFB.DWG		
APPROVED	CHECKED	DESIGNED	DRAWN	5020	
KSZ 2007.08.01	KSZ 2007.08.01	KSZ 2007.08.01	KSZ 2007.08.01	Tolerance	
				UNIT: mm	.X ±015
				SCALE: NONE	.XX ±0.075
				REV: A	.XXX ±0.05
SHEET: 01/01					