

Series: DH

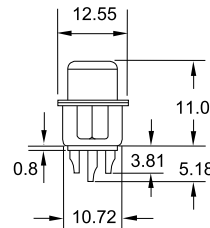
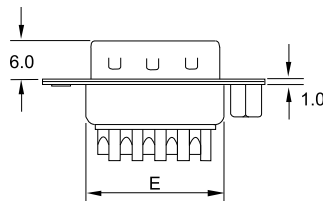
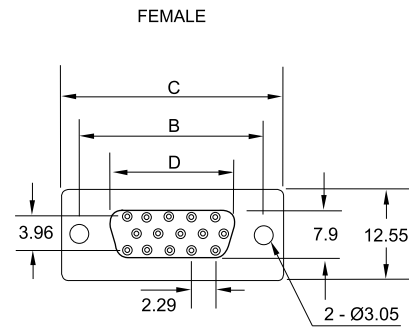
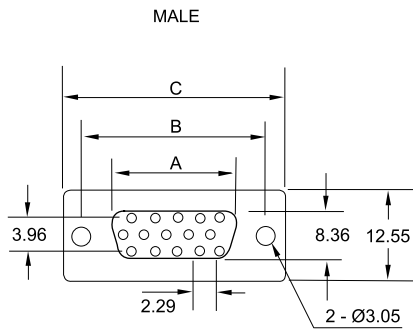
High Density Solder Cup D-Sub

❖ Current rating 3A

Series options:

C = Clinch nuts (bottom side)

T = Threaded inserts (top side)



Ordering example: **DH - 15 P 1 - T**

Positions	A	B	C	D	E
15	16.92	24.99	30.81	16.33	19.28
26	25.25	33.32	39.10	24.66	27.51
44	38.25	47.04	53.10	37.66	41.30
62	55.42	63.50	69.32	54.84	57.71
78	52.86	61.11	66.90	52.34	55.30

Specifications

D-Sub Connector Series:

D

Ratings:

Current	5A
Dielectric strength	AC 1000V for 1 minute
Contact resistance	30mΩ max. at DC 100mA
Insulator resistance	1000MΩ min. at DC 500V

Material:

Plastic	PBT Glass-filled, UL94V-0
Color	Black
Contact male	Brass
Contact female	Phosphor Bronze
Shell	Tin
Temperature	-55°C / +105°C, 260°C for 5 sec. (solder bath resistant)

ORDERING PROCEDURE

 1 - 2 3 4 - 5

1) Series

2) Number of Positions (see chart for available positions)

3) Gender:

P = Male
S = Female

4) Plating:

1 = Full Flash Gold
6 = Selective Flash Gold
7 = Selective 10μ Gold*
8 = Selective 30μ Gold*
* May Require Minimums

5) Series options:

A = 4-40 Jack screws assembled on connector
B = Board locks
C = Clinch nuts
F = Ferrite
G = Grounding straps
J = 4-40 Jack screws (bulk packed)
M = Machined pins
P = All plastic
T = Threaded inserts

Please refer to following pages for ordering examples.